


## Why go BYOD? (Bring Your Own Device)

## Device protection and usage policy

## Choosing your device

## Our e-Learning Vision

## What programs are available through the school?



At Benowa SHS we are endeavouring to improve learning within the classroom. With the help of Microsoft OneNote Masterbook we are able to move forward and develop different ways of learning and sharing between classes, teachers and peers.

### One Note Masterbook works like this:

#### My Courses:

Allows students to access class information through Masterbook

#### My Notes:

Students can create their own workbooks and can also share them with their teachers

#### My Group:

Students can access One Notes that have been shared as well as come together with teachers and other students with sharing online

*Together with the assistance of the IT department, we are working towards making Benowa SHS a destination of learning through technology.*

BYOD devices that are purchased from third-party providers are welcome at our school.

### Buy On Portal Device (BOPD), HP and DELL, have devices highly recommended, and they offer extra peace of mind advantages:

1. 3 years warranty
2. On site repairs by Benowa IT Department on your behalf
3. Next business day repair
4. Commercial grade device
5. Accidental Damage Protection (ADP) - (Additional Cost)

### BYOD devices include:

- Network connection
- Basic technical support
- Microsoft Office Software

If you have any queries, please contact us at:  
**BYOD@benowashs.eq.edu.au**  
**(07) 5582 7333.**


### Purchasing a Device:

BOPD is the best way to ensure that what you purchase for your child's education and learning can be quality and cost effective.

HP and DELL have a range of devices that would be suitable to use in the school environment and are available for purchasing through the portal at: <https://benowashs.eq.edu.au> under Co-Curriculum "Computers and Technology."

If BOPD is not for you, an alternative to consider is BYOD. BYOD allows your child to bring their own device as long as it meets the minimum specifications.

These specifications and software recommendations are expectations of the devices students bring to help assist with getting your child the best education possible.




At Benowa State High School, technology is a tool that enhances a teacher's ability to extend your child's learning. It also allows differentiation in learning. Technology facilitates the creation and sharing of knowledge. Technology is more than a method of retrieving information; it's a pathway to success.

Teachers emphasise student learning at all times. Their use of ICT in the classroom is an educational journey and teachers use it with the intent to broaden minds and look beyond the classroom.

Every BYOD student is provided with a BYOD Starter Pack at the commencement of a new school year.

Once connected to the school's network, students gain access to a range of programs, based on the classes they study. The installation menu (below) is accessible for all students.



# BYOD

Respect | Integrity | Diligence | Compassion



## ICT Usage Agreement

## Antivirus Software

## Minimum specification for purchasing a device

# Truly enhance your learning

## Portable Connectivity

### ICT Usage Agreement

All students at BSHS will need to sign an ICT Usage Agreement form. This outlines the acceptable uses of their devices whilst accessing the Education Queensland Network.

This form is available to all students on enrolment, on the Benowa SHS website or at the school's IT Office.

### Monitoring and reporting


Students should be aware that all use of Internet and online communication services (e.g. email) can be audited and traced to the account of the user. Students are 100% responsible for the usage of their BYOD devices.

Examples of unacceptable uses are listed on the ICT Usage Agreement Form.

### Antivirus Software

It is the students responsibility to ensure their BYOX device is fitted with a current antivirus software along with maintaining the latest updates. E.g. Norton, McAfee.

Without Antivirus software, students will be unable to access the school's internet, and in turn, will not be able to access all the resources available on the school network.



Please enter your EQ Logon Details

Username:

Password:

Get connected to our network instantly  
with our BYOX Connect app!

Here are the minimum specifications that we suggest when you are considering purchasing a BYOD laptop.

#### Operating System:

Windows 7 or higher

#### Hard Drive Space:

Minimum 128GB

#### Ram:

4GB or higher

#### Wireless:

802.11ac or higher

#### Features:

2 x USB ports, headphone port, microphone port

#### Desirable Features:

webcam, pen

#### Battery:

Minimum of 6 hours without having to charge

#### CPU (Processor):

Intel i3 4th Generation or higher  
AMD A8-7050 or higher

#### Screen size:

10" screen or higher (consider portability and weight of device when making this decision)

**For students enrolled in Multi Media, Music or Graphics classes, please refer to our website.**



### Personalised Learning

The BYOD program assists students to improve their learning outcomes in a contemporary educational setting through a more personalised approach to learning. With the ability to take their devices anywhere, students take complete control of their learning.

*Many pathways—No Limits*

### Portable learning

The sheer beauty of the BYOD program is that it becomes a portable learning device, recognising and meeting the demand for a seamless movement between school, work, home and play.

### Connectivity

Being connected anywhere, at any time, is a fundamental concept at Benowa State High School. Students experience cutting edge access to digital technologies whenever they need it.